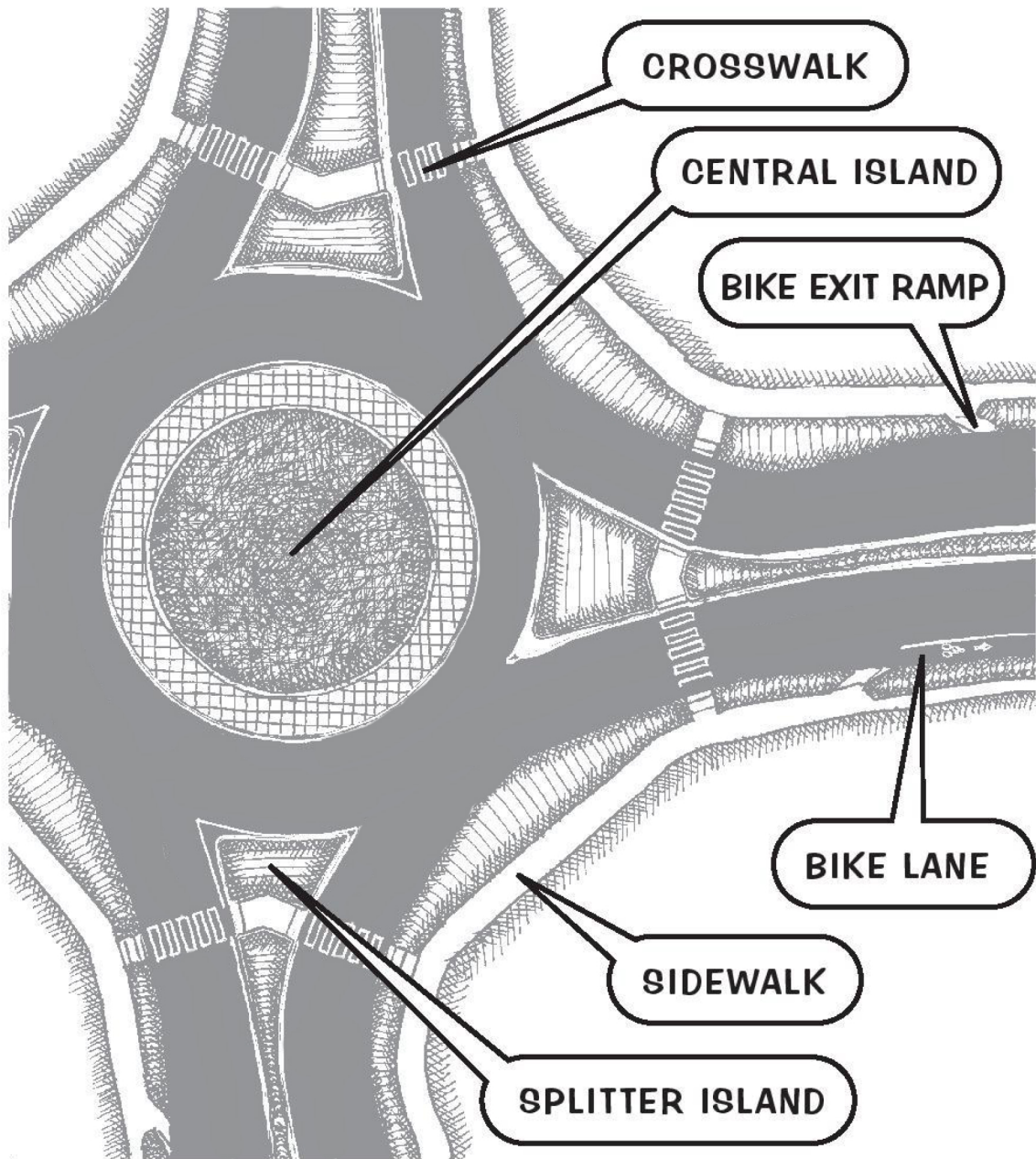


# Basic Features and Their Names



# Fill in the Missing Letters

1

\_\_\_ TT \_\_\_ I \_\_\_

This pedestrian safety zone allows you to cross one direction of traffic at a time.

2

\_\_\_ SS \_\_\_

Only cross the street in this.

1. Make sure drivers see you. Make eye contact!
2. Wait for drivers to stop.
3. Step off the curb only when traffic is stopped.

3

\_\_\_ D \_\_\_ K

This area is shared by walkers and bikers. Take care. Walk your bike, so you don't run over Moms and Grandfathers!

4

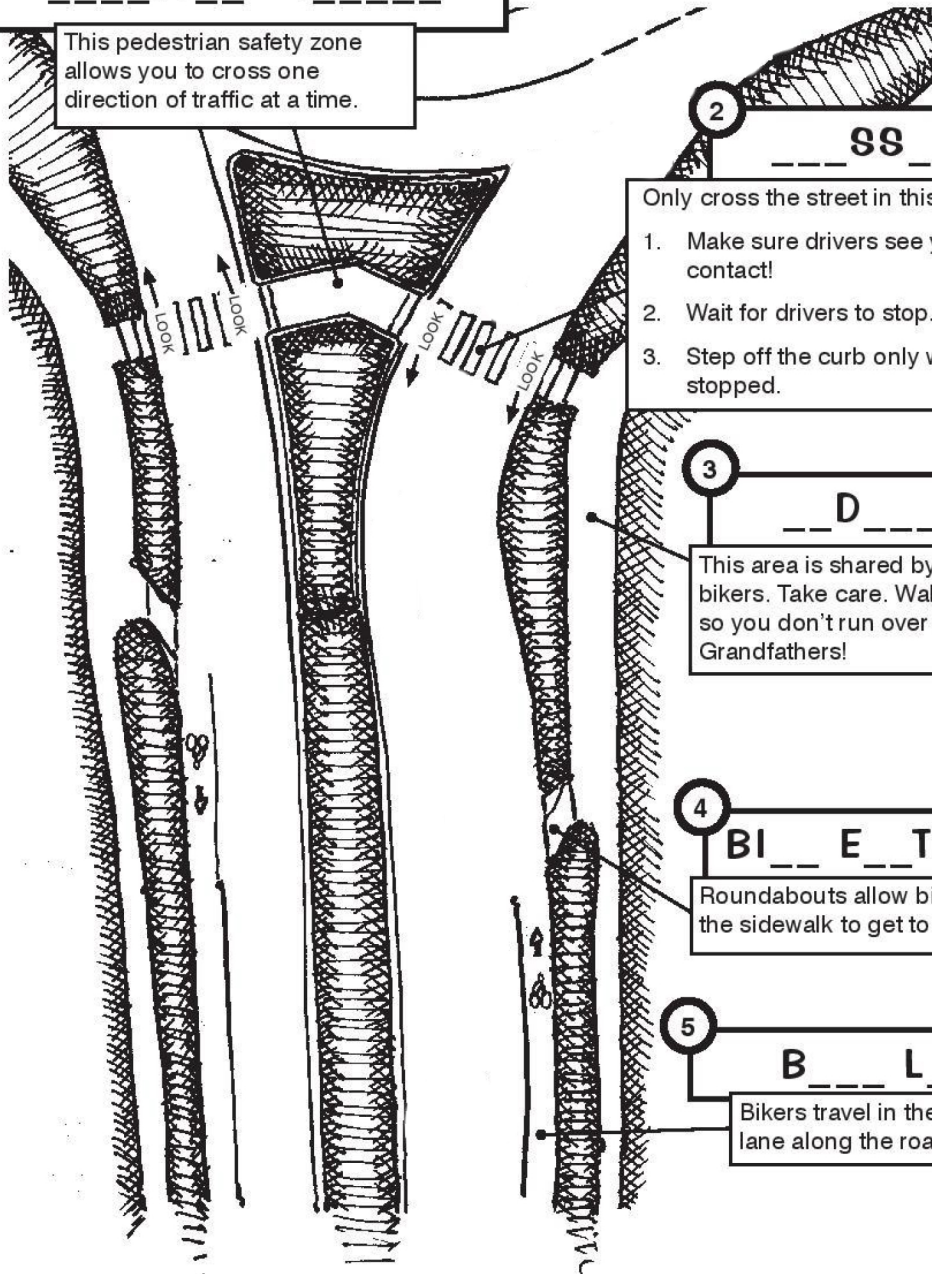
BI \_\_\_ E \_\_\_ T R \_\_\_ M \_\_\_

Roundabouts allow bikers to exit to the sidewalk to get to the crosswalks.

5


B \_\_\_ L \_\_\_

Bikers travel in their own lane along the roadway.





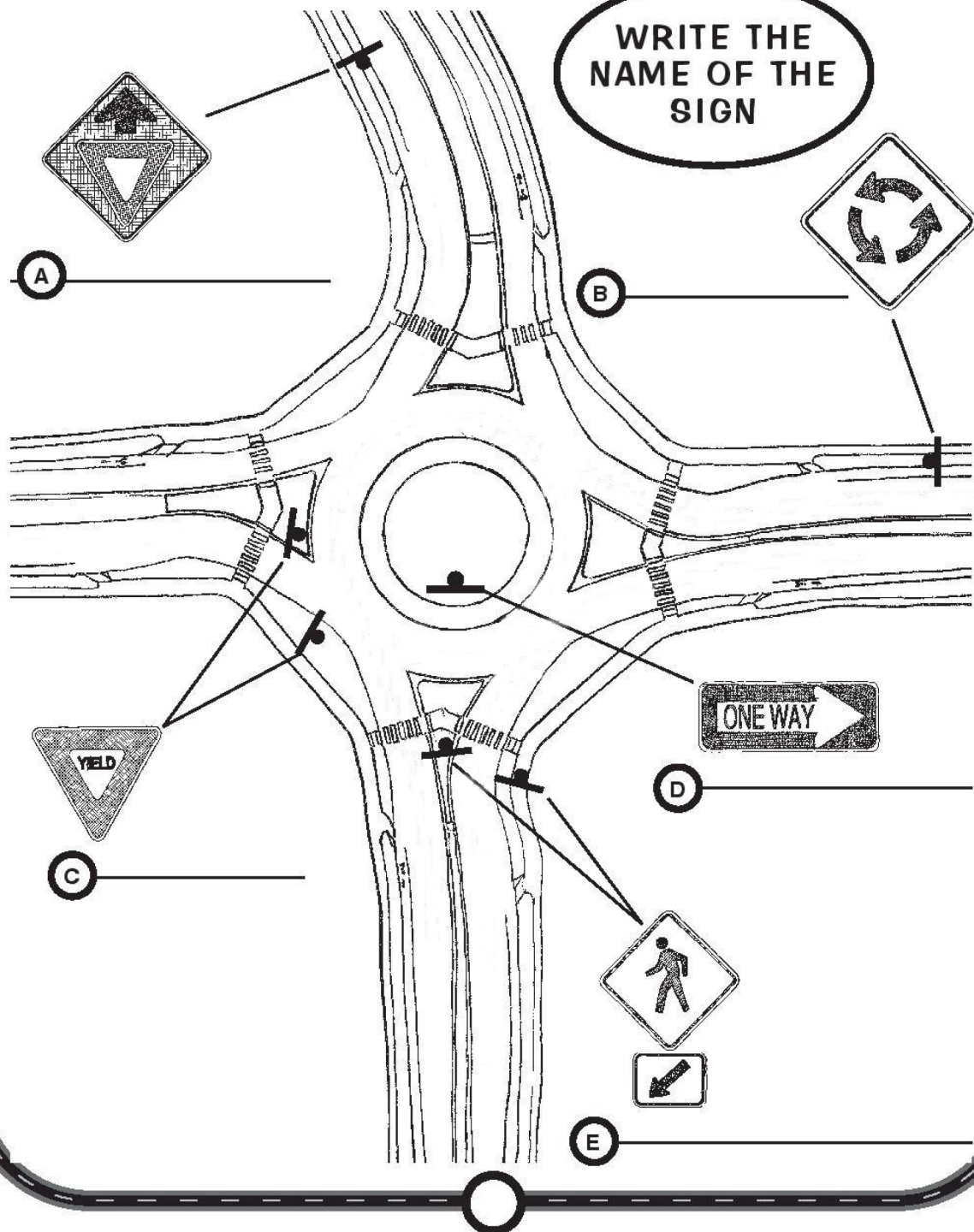
# SIGNS in the Roundabout



Fill in the sign number that matches the name and description given below

<u>Name of Sign</u>	<u>Description</u>
<input type="radio"/> School Zone	Alerts drivers they are approaching a school area and must slow down (Hint: pentagon shaped).
<input type="radio"/> Yield	Requires motorists to slow or stop to avoid other vehicles at an intersection (Hint: triangular shaped).
<input type="radio"/> Circular Intersection	Warns drivers they are approaching a circular intersection (Hint: chasing arrows).
<input type="radio"/> Pedestrian Crossing	Alerts drivers of pedestrian crossing (Hint: shows exactly where a pedestrian should cross).
<input type="radio"/> Yield Ahead	Warns drivers there is a yield ahead (Hint: square sign).
<input type="radio"/> One Way	Requires travel in one direction only (Hint: the arrow points the way).

# Roundabout Sign Locations and Names





# Emergency Vehicles: Let Them Quickly Through!

A siren means emergency!  
Think fast, look – where are you?  
Give them a lane, someone's in pain  
And let them quickly through!

**A siren means emergency!**



and



use their lights and sirens to let you know they need your help in quickly getting through!

**Think fast, look – where are you?**

Is your car within the intersection or clear of the intersection?

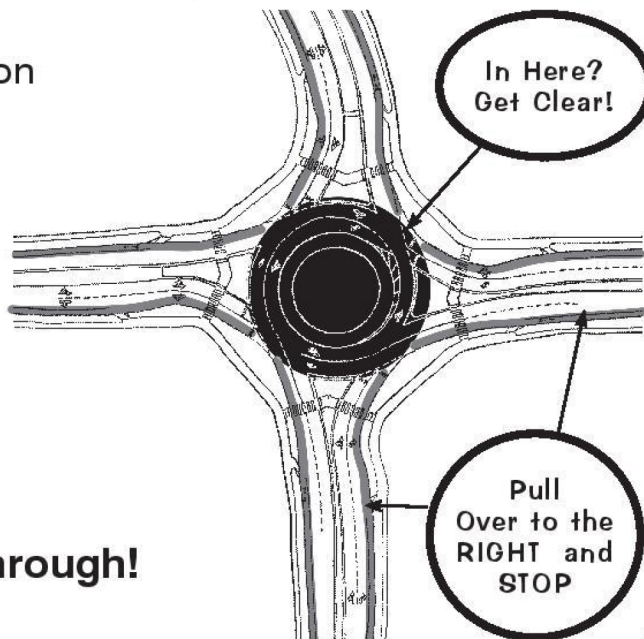
**Give them a lane, someone's in pain**

- 1) CLEAR the intersection  
and

- 2) Pull over to  
the RIGHT  
and STOP




**And let them quickly through!**



# Draw Your Own Roundabout

Don't forget the splitter island!

Remember to draw the sidewalks, crosswalks and bike lanes.



What kind of art would you place in the central island?