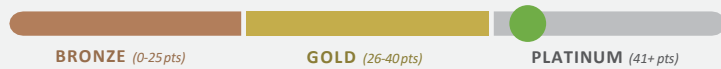


Jane Lathrop Stanford Middle School

2019-20 Standing

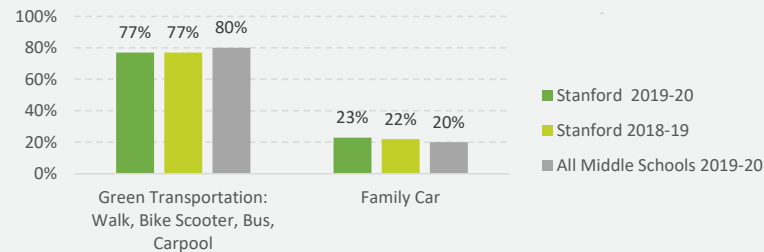


45 Total Points

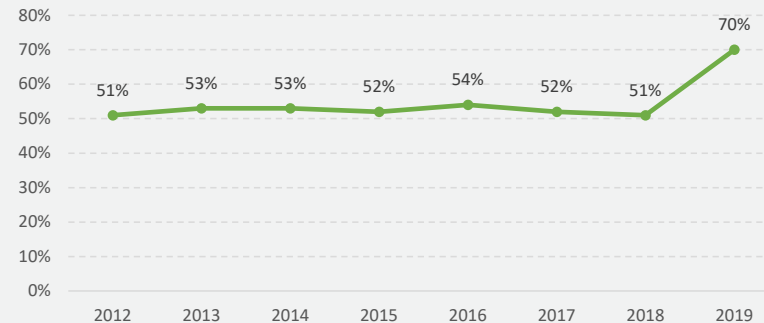
Possible Points

- 10 - Bike Counts Held Steady or Increased from Previous Year ☒
- 10 - Fall and Spring Walk and Roll Events* ☒
- 10 - Green Transportation Held Steady or Increased from Previous Year ☒
- 5 - Designated PTA SRTS Parent Volunteer Coordinator ☒
- 5 - At Least 50% City School Transportation Safety Committee Attendance ☒
- 5 - Held One or More Green Transportation Themed Events (BikeMobile etc.) ☒

2019-20 Travel Tally Mode Comparison with Previous Year and with 2019-20 Middle School Average



2012 to 2019 PTA-Administered Bike Rack Counts



2019 - 2020 Transportation Safety Events and Activities

- 1 BikeMobile Visit
- 1 Back to School Bike Safety Event
- 1 Panther Camp 6th Grade Bike Safety Orientation
- 1 Walk and Roll Day Celebration*

A Big THANK YOU to Following Safe Routes to School Supporters

- | | |
|---|---|
| Cynthia Zhou | Chris Grierson: <i>Principal</i> |
| Anjani Sarma | Hanisi Accetta: <i>Assistant Principal</i> |
| <i>PTA Parent Transportation Safety Representatives</i> | Sid Haro: <i>Assistant Principal</i> |
| | Robert Yribarren: <i>6th Grade Bike Safety</i> |



* Due to COVID-19 All Schools Were Given Credit for Holding Two Walk and Roll Events