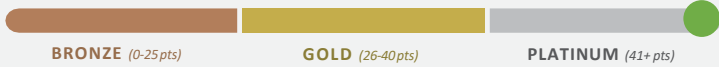


# Henry M. Gunn High School

## 2019-20 Standing

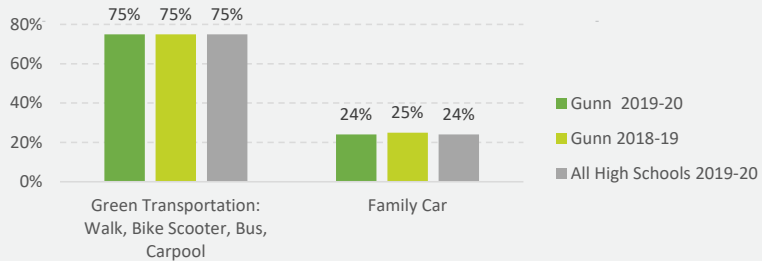


**45 Total Points**

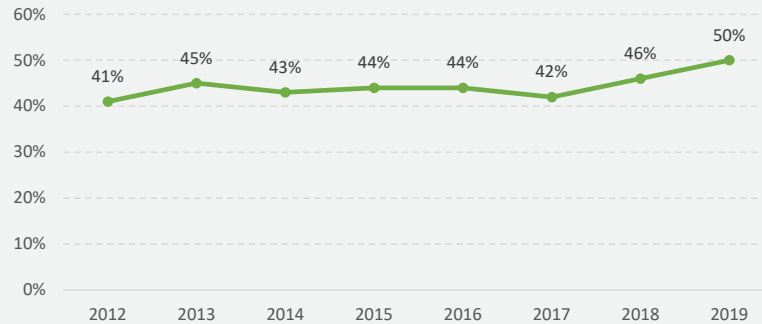
## Possible Points

- 10 - Bike Counts Held Steady or Increased from Previous Year
- 10 - Fall and Spring Walk and Roll Events\*
- 10 - Green Transportation Held Steady or Increased from Previous Year
- 5 - Designated PTA SRTS Parent Volunteer Coordinator
- 5 - At Least 50% City School Transportation Safety Committee Attendance
- 5 - Held One or More Green Transportation Themed Events (BikeMobile etc.)

## 2019-20 Travel Tally Mode Comparison with Previous Year and with 2019-20 High School Average



## 2012 to 2019 PTA-Administered Bike Rack Counts



## 2019 - 2020 Transportation Safety Events and Activities

- 1 Fall BikeMobile Visit
- 1 Walk and Roll to School Day\*
- Gunn ReCycles Bike Distribution
- Pedaling for Prizes Events

## A Big THANK YOU to Following Safe Routes to School Supporters

- Jim Pflasterer**  
PTA Parent Transportation Safety Representative
- Kathie Laurence:** Principal
- Margaret Reynolds:** Assistant Principal



\* Due to COVID-19 All Schools Were Given Credit for Holding Two Walk and Roll Events