

GENERAL NOTES:




1.
- THIS PLAN PROVIDES RECOMMENDATIONS FOR LAYOUT SIGNING ONLY. FIELD CONDITIONS ARE TO BE VERIFIED BY THE CITY ENGINEER OR THEIR DESIGNEE AND ADJUSTMENTS MAY BE NEEDED. SIGNS SHALL BE PLACED SUCH THAT THEY ARE NOT BLOCKED BY OTHER ROADWAY FEATURES AND ARE NOT IN A LOCATION THAT IMPEDES DRIVER SIGHT LINES. WHERE POSSIBLE, NEW SIGNS SHOULD BE PLACED AT PROPERTY LINES. FINAL SIGNING PLACEMENT SHALL BE APPROVED BY THE CITY ENGINEER OR THEIR DESIGNEE.
2.
- ALL WORK AND MATERIALS SHALL COMPLY WITH THE 2018 STATE OF CALIFORNIA DEPARTMENT OF TRANSPORTATION (CALTRANS) STANDARD PLANS, 2014 EDITION OF THE CALIFORNIA MANUAL ON UNIFORM TRAFFIC CONTROL DEVICES (CA MUTCD), AND STANDARD SPECIFICATIONS AND APPLICABLE CITY OF PALO ALTO STANDARDS UNLESS OTHERWISE STATED.
3.
- CITY OF PALO ALTO SPECIFICATIONS SHALL SUPERSEDE THOSE OF THE CALTRANS STANDARD PLANS AND SPECIFICATIONS WHERE DISCREPANCIES EXIST.
4.
- A LIST OF MATERIALS PROPOSED BY THE CONTRACTOR TO BE USED ON THE PROJECT SHALL BE SUBMITTED TO THE CITY ENGINEER OR THEIR DESIGNEE FOR APPROVAL PRIOR TO ORDERING ANY EQUIPMENT. THE CONTRACTOR SHALL PROVIDE SIGN PROOFS FOR ALL PROPOSED SIGNS AND OBTAIN CITY APPROVAL PRIOR TO ORDERING.
5.
- ALL SIGN CODES REFER TO THE 2014 EDITION OF THE CALIFORNIA MANUAL ON UNIFORM TRAFFIC CONTROL DEVICES (CA MUTCD) UNLESS OTHERWISE NOTED.
6.
- ALL EXISTING SIGNING AND STRIPING SHALL REMAIN UNLESS OTHERWISE NOTED.
7.
- CONTRACTOR IS RESPONSIBLE FOR VERIFYING THAT THE MINIMUM SIGHT DISTANCE IS MET PRIOR TO PLACEMENT OF TRAFFIC CONTROL DEVICES SHOWN ON PLANS. IF THE SIGHT DISTANCE CANNOT BE MET, CONTRACTOR WILL NOTIFY ENGINEER PRIOR TO PLACEMENT OF TRAFFIC CONTROL DEVICES.
8.
- IT SHALL BE THE RESPONSIBILITY OF THE CONTRACTOR TO OBTAIN PERMIT NECESSARY TO PERFORM THE IMPROVEMENTS SHOWN IN THESE PLANS FROM THE APPROPRIATE AGENCIES AND TO COMPLY WITH THE AGENCIES' REQUIREMENTS. THE CONTRACT MUST COMPLY WITH ALL APPLICABLE NATIONAL, STATE, AND LOCAL LAWS.
9.
- THE CONTRACTOR IS RESPONSIBLE FOR VERIFICATION OF ALL EXISTING UNDERGROUND UTILITIES WHETHER OR NOT THEY ARE SHOWN ON THESE PLANS. THE CONTRACTOR SHALL CONTACT USA (800-642-2444) AT LEAST 48 HOURS BEFORE BEGINNING WORK.

WORK ORDER (SHEET 1 OF 1)

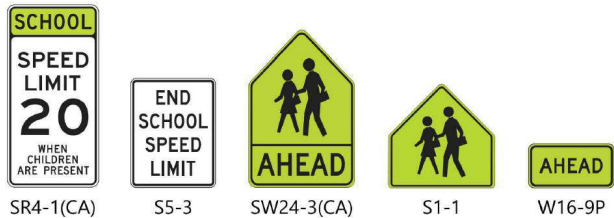
FAIRMEADOW ELEMENTARY SCHOOL

1.
- CONTRACTOR SHALL INSTALL ONE (1) SW24-3(CA) SIGN ON NEW TUBULAR STEEL POST.
2.
- CONTRACTOR SHALL INSTALL ONE (1) S5-3 SIGN ON NEW TUBULAR STEEL POST.
3.
- CONTRACTOR SHALL INSTALL TWO (2) SC4-1(CA) SIGNS ON NEW TUBULAR STEEL POST.
4.
- CONTRACTOR SHALL INSTALL ONE (1) SC4-1(CA) SIGN ON EXISTING STREET LIGHT POLE.
5.
- CONTRACTOR SHALL REMOVE ONE (1) EXISTING R2-1 SIGN AND POST.
6.
- CONTRACTOR SHALL REMOVE ONE (1) EXISTING S1-1 AND S4-3P ASSEMBLY, EXISTING STREET LIGHT POLE TO REMAIN.

LEGEND:

- INSTALL NEW SIGN ON NEW POST
- INSTALL NEW SIGN ON EXISTING SIGN POST
- INSTALL NEW SIGN ON EXISTING STREET LIGHT POLE
- REMOVE EXISTING SIGN AND POST
- REMOVE EXISTING SIGN AS NOTED, POST AND OTHER SIGNS TO BE PROTECTED IN PLACE

SIGN LEGEND:



E. MEADOW DR
(BETWEEN WAVERELY ST & MIDDLEFIELD RD)



N.T.S.

REVIEW SUBMITTAL
NOT FOR CONSTRUCTION