

Palo Alto Art Center

What To Expect When You Visit



Table of Contents

Entering the Building ----- 4-5

Getting Around the Art Center ----- 6-7

In the Galleries ----- 8-11

Taking a Break ----- 12-13

Other Rooms ----- 13-14

The Rinconada Library -----15

Dining -----15-16



I am going to visit the Palo Alto Art Center, a municipal art center located in Palo Alto. Inside the Palo Alto Art Center, I will find art exhibitions and studios, where classes and workshops take place.

The Palo Alto Art Center is located in a suburban, residential area in Palo Alto. The Center is surrounded by grassy areas and many trees. The building is accessible from Newell Road, near Embarcadero Road.



Above: I may see this sign at the corner of Embarcadero Road and Newell Road.

Entering the Building

There are two main entrances to the Art Center.




Palo Alto Art Center, Newell Road entrance

The main Art Center entrance looks like this:



I will enter the building from the parking lot side, across from the Rinconada Library entrance, which will bring me to the lobby. If I do enter the building from the Newell Road entrance, I can ask someone inside how to get to the lobby.

There is parking located outside the Palo Alto Art Center.



I will see this outside the Palo Alto Art Center

If there are no available spots outside, I can follow the driveway to a larger lot located to the South, near the Art Center's auditorium. There is also a larger parking lot further east, adjacent to the Rinconada Library.

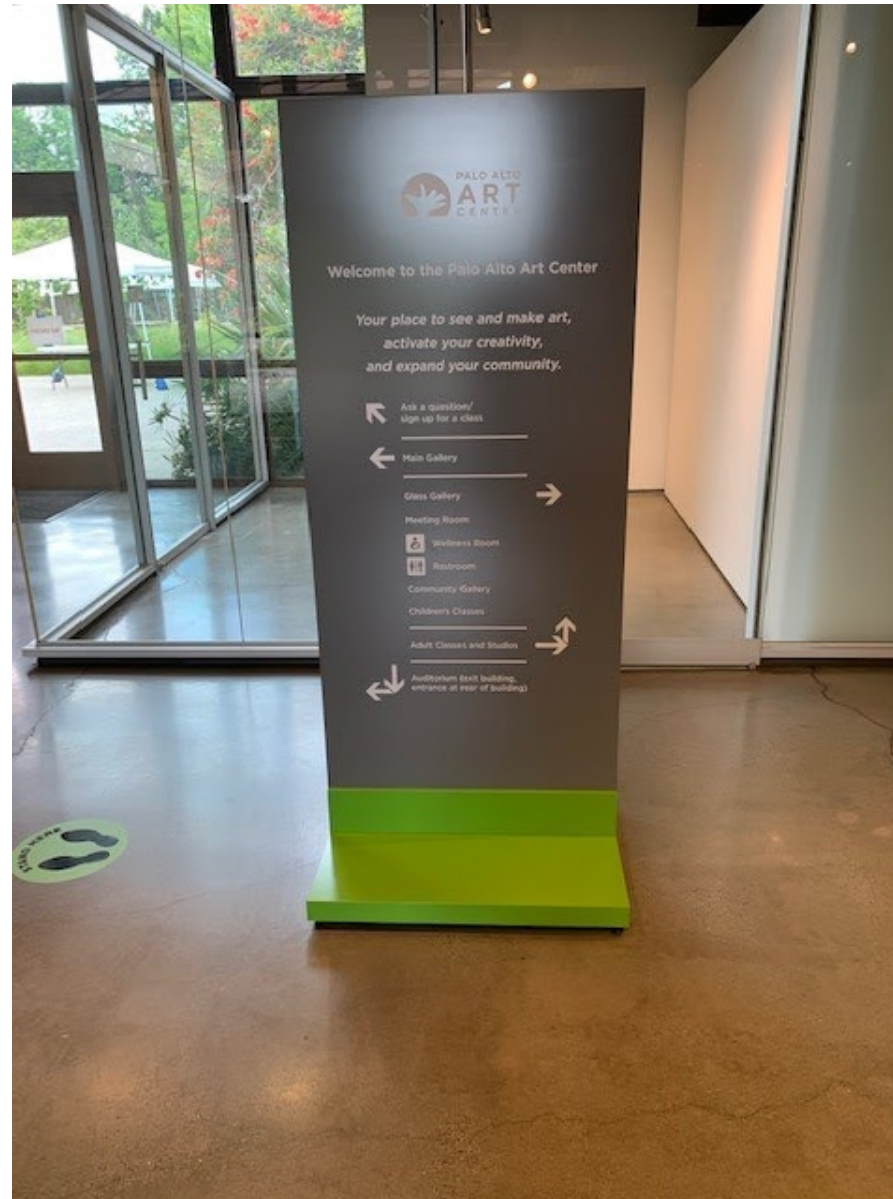


A map shows the Art Center, the Library, and the various parking areas in the area.

When I approach the front doors, I can press the accessible bar to have the doors open for me. I will find that bar to the right of the door. I will also find a side bar inside the Art Center.



Getting Around the Art Center



When I open the front doors, I will be in the Art Center's lobby. It might be quiet inside the Art Center or I might hear guests talking. There is a directional sign in the lobby that shows the various locations of activities in the building. If I am facing the sign and turn left, I can find the main gallery and the front desk. If I turn right, I can find more galleries and the restrooms, studios, and classes.

To the left of the directional sign, I will see the front desk in the lobby. I should find a person at the front desk. I can ask them for information at any time about the building, the location of the restrooms, or seating areas. I can also ask them for information about Art Center classes and workshops.



Staff member (Celina) at the Palo Alto Art Center front desk

It is free to visit the Art Center and tickets are not required. I may wish to make a donation by dropping cash in the donation box as I enter or leave the gallery.



Donation Box

In the Galleries

If I am at the Art Center to see an exhibition, I can start in the main gallery space, which is located to the left of the front desk. The gallery will have soft lighting.



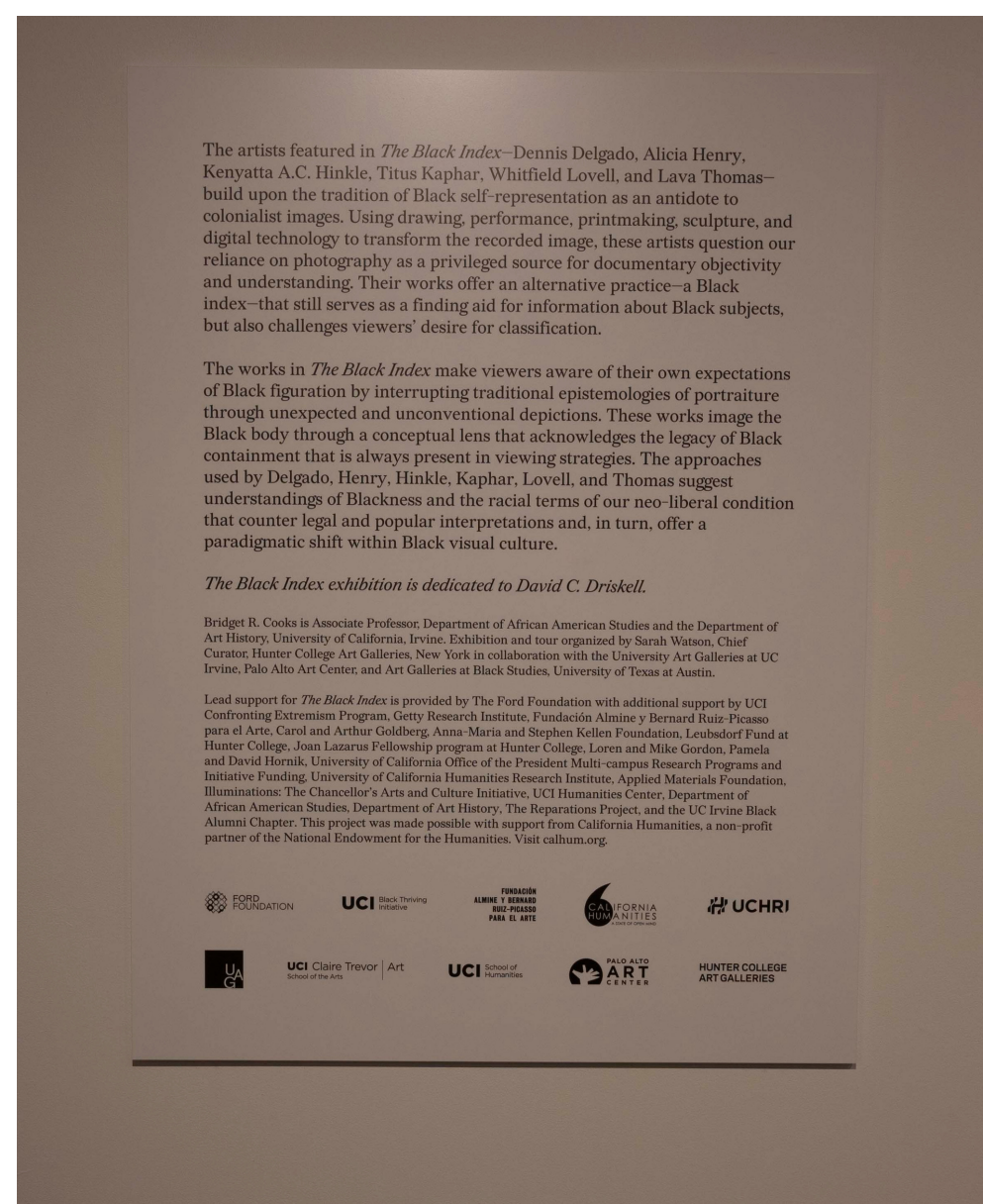
Main Art Center Gallery Space

If I need to rest, I can sit on seating which is typically seating located in the gallery and in the lobby.




Bench in main Gallery space

When I enter the gallery space, I will find a text panel that describes the exhibition and artwork on view.



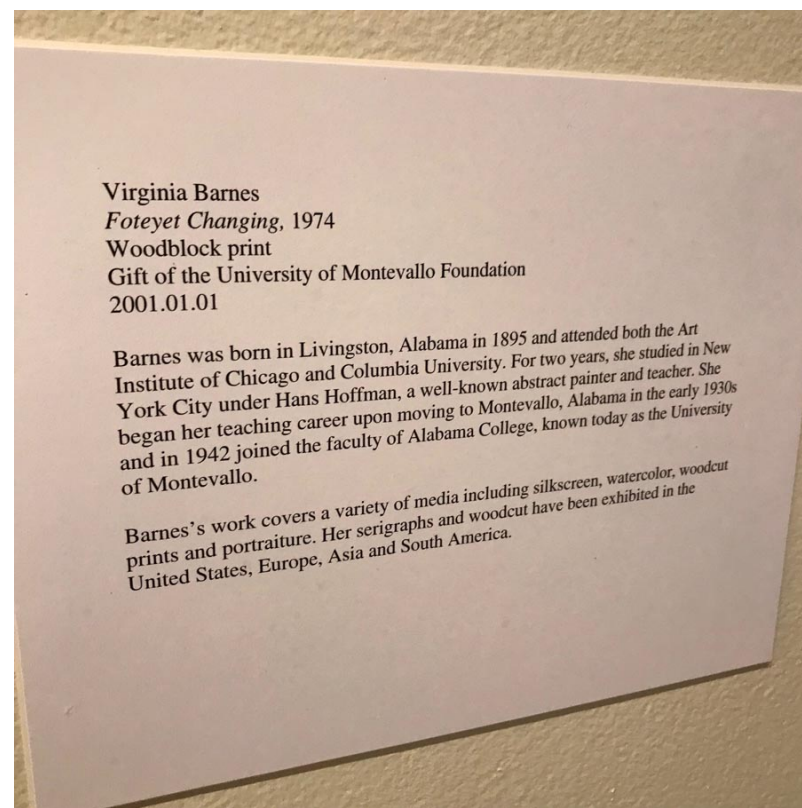
Text panel

Throughout the Art Center, I will discover all different kinds of art, in different materials and forms. I will go up to the art with safe hands and an open mind.



This is how I will look at the art:

1. I can fold my hands, cross my arms or put them behind my back.
2. I can look at the art from at least an arm's length away. If there is a barrier in front of a piece of artwork, I will stay behind it and keep a safe distance.
3. If I need to get up close to see the art, I will ask permission from an Art Center staff member.
4. I may have to wait patiently while other visitors finish looking.



Label



QR Code

I will see that each work of art has an individual label which I can read to learn more about the art and its artist.

In addition to the larger text panel, there are individual labels that have specific information about the objects on view. On each label is a QR code. If I have a smartphone, I can use the QR codes to hear audio descriptions of the art.

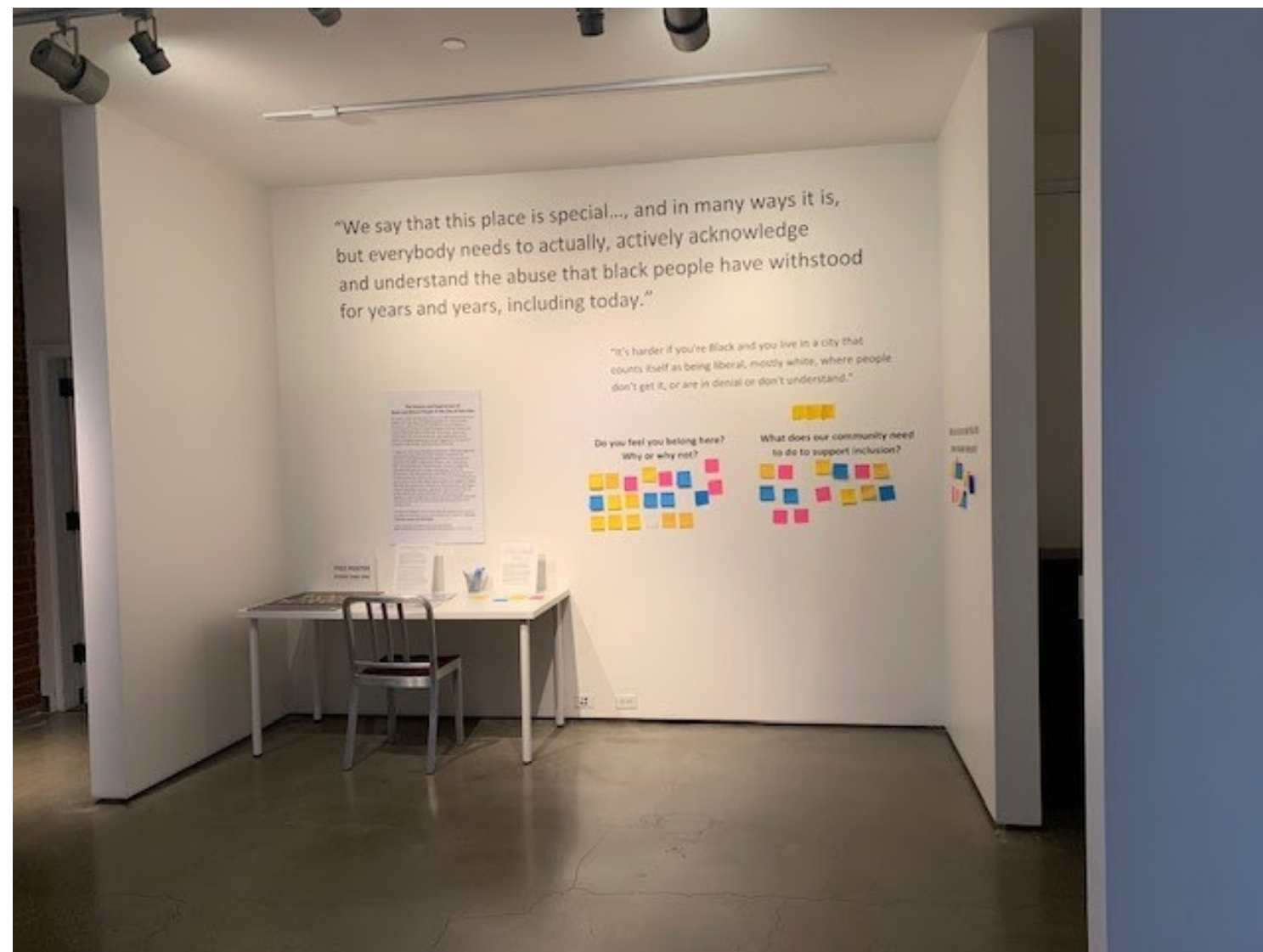


Glass Gallery

After I see the artwork in the larger gallery, I can walk across the lobby to visit the smaller Glass Gallery.

Taking a Break

If I feel overwhelmed, I understand that it is okay to go out for a few minutes to take a break. The nook space in the lobby can be a good place for that as it has additional information and some seating.



The nook space in the lobby

The Creative Space in the lobby also includes additional seating and creative projects that I can do with the Art Cart.



Visitor enjoying the Creative Space (left), the Art Cart (right)

When I need to go to the restroom or find a water fountain, I will go through the lobby into the hallway.



The Art Center is surrounded by garden areas with lots of seating. Note however, that because of COVID-19, we may have classes happening outdoors and limited outdoor seating available as a result.



Outdoor spaces at the Palo Alto Art Center.

Finding the Auditorium and Studios

Other locations in the Art Center include the children's classrooms, where we offer classes and camps for children and youth, and the studios, where we offer classes and workshops for adults. There is another set of restrooms in the studios.



Entrance to studios from hallway

Another location in the Art Center is the auditorium, where we often offer public programs, performances. I can enter the auditorium at the back of the building, near the back parking lot.



The Rinconada Library

I may also wish to visit the Rinconada Library after my visit to the Palo Alto Art Center. The Rinconada Library entrance is right across the driveway from the Art Center and looks like this:



The library's entrance

The Rinconada Library sometimes features exhibitions, has restrooms, books and computers available for browsing.

Food & Dining

If I decide to eat after my visit, I will need to take public transportation, drive, or walk. The closest location for food and coffee is Edgewood Plaza. It is a small shopping center with a grocery store, Edgewood Market that has a deli and bakery, and a Starbucks. The address for Edgewood Plaza is 2070 West Bayshore Road, which is one mile away (southeast of the Art Center, towards the 101 freeway). Edgewood Plaza is located at Embarcadero Road near West Bayshore Road. There is a large parking lot in front.



Edgewood Plaza, 2170 West Bayshore Road, exterior view

Another option for food and shopping is Town and Country Village in Palo Alto. At Town and Country, I will find more sit-down restaurants, a few bakeries, a drug store, and numerous retail shops. I can also find a Trader Joes. Town and Country Village is located at the intersection of Embarcadero Drive and El Camino (west of the Art Center, toward the Stanford campus). The address for Town and Country shopping center is 855 El Camino Real, Palo Alto. It is 1.2 miles from the Art Center.



Town and Country Village Shopping Center, 855 El Camino Real, street view

We hope to see you back at the Art Center soon!

Palo Alto Art Center
1313 Newell Road
Palo Alto, CA 94303
artcenter@cityofpaloalto.org
650.329.2366

